



Tradesmig 130S/160/230 Parts List & 240

When ordering spare parts, please quote both the Part Number and the Description. Customers should also give the type and serial number of the unit for which the parts are required.

Tradesmig 130S Pt.No. 1411391

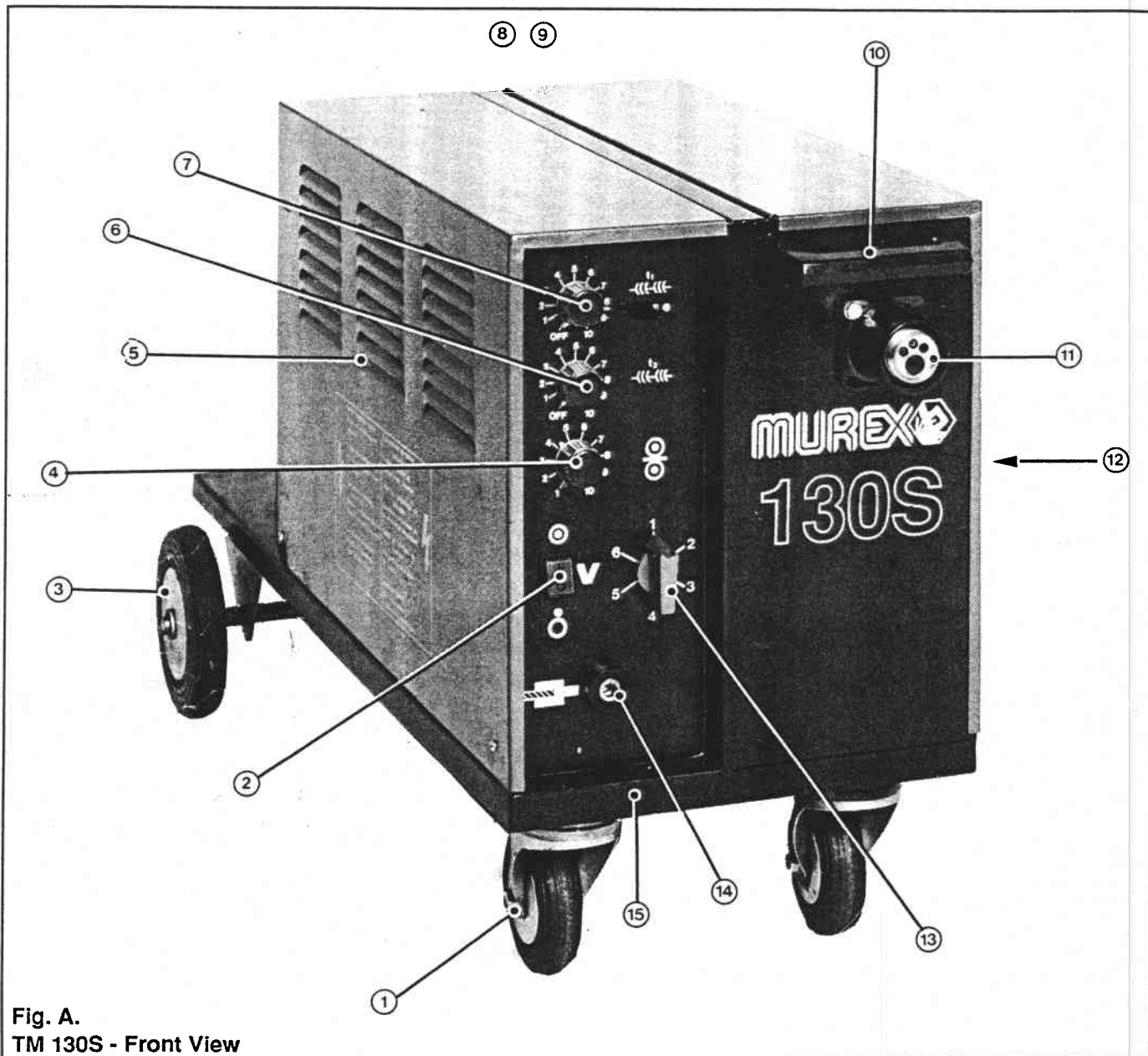


Fig. A.
TM 130S - Front View

Item	Pt.No.	Ref.	Description
1	1411441	-	Castor Assembly
2	1411458	S1	ON/OFF Switch
3	1411443	-	Wheel Assy.
4	1411472	RV1	Wire Feed Potentiometer
5	1412486	-	Left Hand Side Panel - Note 1
6&7	1411474	RV2/3	Potentiometer/Switch
8	1412481	-	Chain (not illustrated)
9	1412482	-	Cylinder Support (not illustrated)
10	1411473	-	Handle
11	1411466	SK1	Central Adaptor
12	1412485	-	Right Hand Side Panel - Note 1
13	1411459	S2	6 Position Switch
14	1404314	SK2	Dinse Socket - Note 2
15	1412487	-	Body without wheels - Note 1

Note 1: Please note that these items must be ordered on a Special Order Form and may be on extended delivery

Note 2: Plug - Pt.No. 1380444, for item 2 on TM160, 230 & 240, and item 14 on TM 130S




Fig. C. TM130S - Feed Roll Block

Item	Pt.No.	Ref.	Description
16	1411456	MC1/4	Main Contactor
17	015777	-	Fuse Holder - 20mm
-	1411485	FS1	Fuse 1A 20mm (Pk.of 10)
-	1411486	FS2	Fuse 3.15A 29mm (Pk. of 10)
18	1411467	-	Reel Hub Assembly
19	1411455	PCB	Printed Circuit Board
20	1411462	D1-12	Rectifier Unit
21	1411450	L1	Reactor Choke - Note 1
22	1411461	C1-6	Capacitor 10,000mfd
23	1411453	TR2	Auxiliary Transformer - Note 1
24	1411465	TH1	Thermostat
25	1411464	GSV	Gas Valve
26	1411447	TR1	Main Transformer - Note 1
27	1411475	CB1	Circuit Breaker 16A
28	1411487	R1	Resistor 15 ohm 20W
29	1411469	-	Feed Roll Block
30	1411500	-	Inlet Guide
31	1411539	-	Guide Tube Liner
32	1411468	M	Wire Feed Motor only
33	1411478	-	Pressure Roll
34	1408699	-	Shroud
35	1411470	-	Feed Roll 0.6-0.8

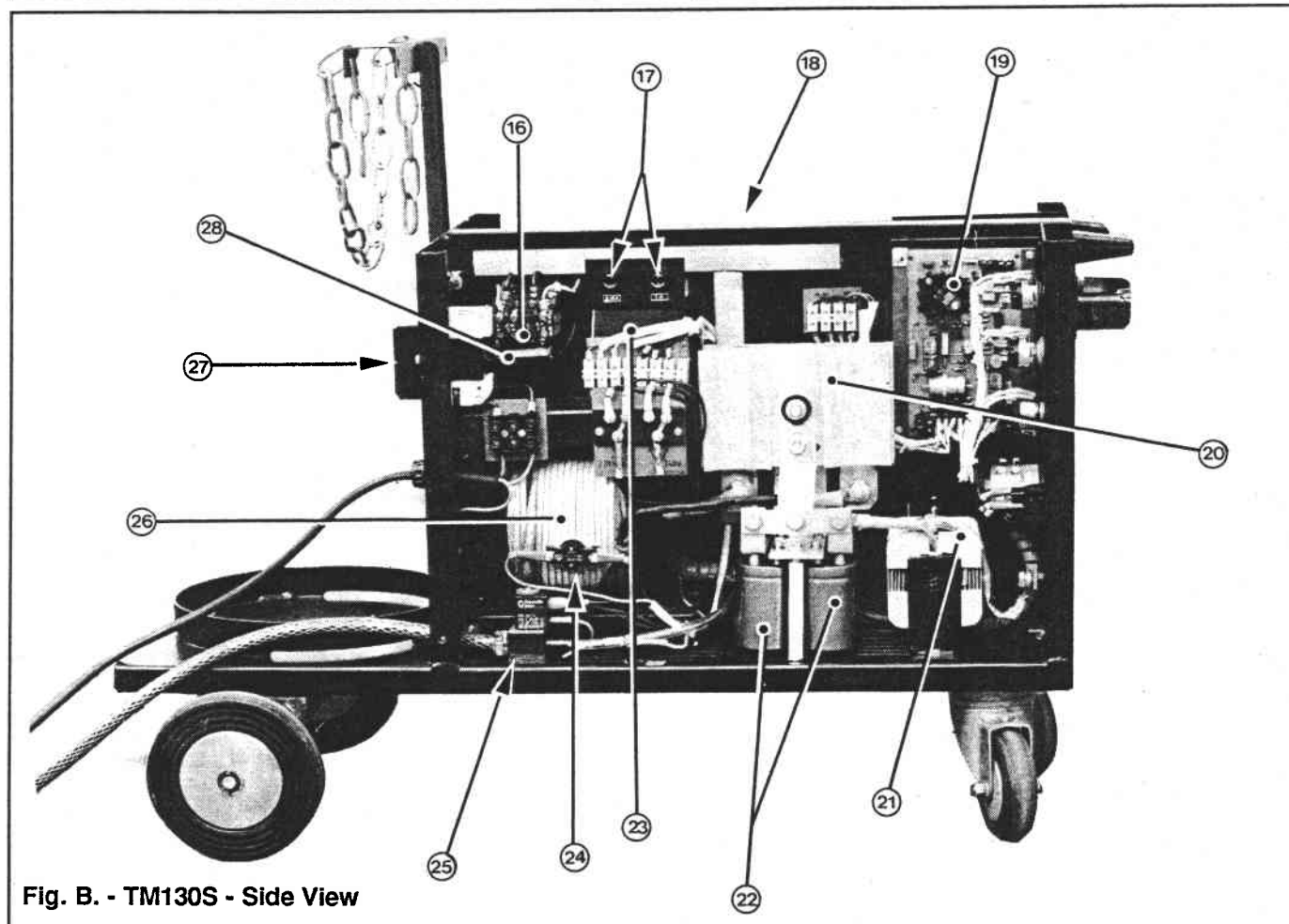


Fig. B. - TM130S - Side View

Note 1: Please note that these items must be ordered on a Special Order Form and may be on extended delivery.

Note 2: Plug - Pt.No. 1380444, for item 2 on TM160, 230 & 240, and item 14 on TM 130S

Tradesmig 160 Pt.No. 1411392





Fig D. - TM 160 - Front View

Item	Pt.No.	Ref.	Description
1	1411441	-	Castor Assembly
2	1404314	SK2	Dinse Socket - Note 2
3	1411458	S1	ON/OFF Switch
4	1411443	-	Wheel Assembly
5	1411482	-	Side Panel Left - Note 1
6	1411472	RV1	Wire Feed Potentiometer
7&8	1411474	RV2/3	Potentiometer/Switch
9	1411473	-	Handle
10	1411480	-	Side Panel Right Upper - Note 1
11	1411466	SK1	Central Adaptor
12	1411481	-	Side Panel Right Lower - Note 1
13	1411459	S2	6 Position Switch
14	1411445	-	Body Without Wheels - Note 1

Note 1: Please note that these items must be ordered on a Special Order Form and may be extended delivery.

Note 2: Plug - Pt.No. 1380444, for item 2 on TM160, 230 & 240, and item 14 on TM 130S



Item	Part No.	Ref.	Description
15	1411456	MC1/4	Main Contactor
16	1411455	PCB	Printed Circuit Board
17	1411484	TR2	Auxiliary Transformer
18	015777	-	Fuse Holder - 20mm
-	1411485	FS1	Fuse 1A-20mm (Pk. of 10)
-	1411486	FS2	Fuse 3.15A-20mm (Pk. of 10)
19	1411467	-	Reel Hub Assembly
20	1411461	C1-6	Capacitor 10,000mfd
21	1412480	-	Cylinder Support Bracket
22	1412481	-	Chain
23	1411477	F	Fan
24	1411463	D1-4	Rectifier Diode SKN 130-02
25	1411464	GSV	Gas Valve
26	1411476	CB1	Circuit Breaker 20A
27	1411448	TR1	Main Transformer - Note 1
28	1411465	TH1	Thermostat
29	1411451	L1	Reactor Choke - Note 1
30	1411487	R1	Resistor 15ohm 20W
31	1411468	M	Wire Feed Motor Only
32	1411478	-	Pressure Roll
33	1408699	-	Shroud
34	1411470	-	Feed Roll 0.6-0.8
35	1411469	-	Feed Roll Block
36	1411539	-	Guide Tube Liner
37	1411500	-	Inlet Guide

Fig. E - Wire Feed Mechanism

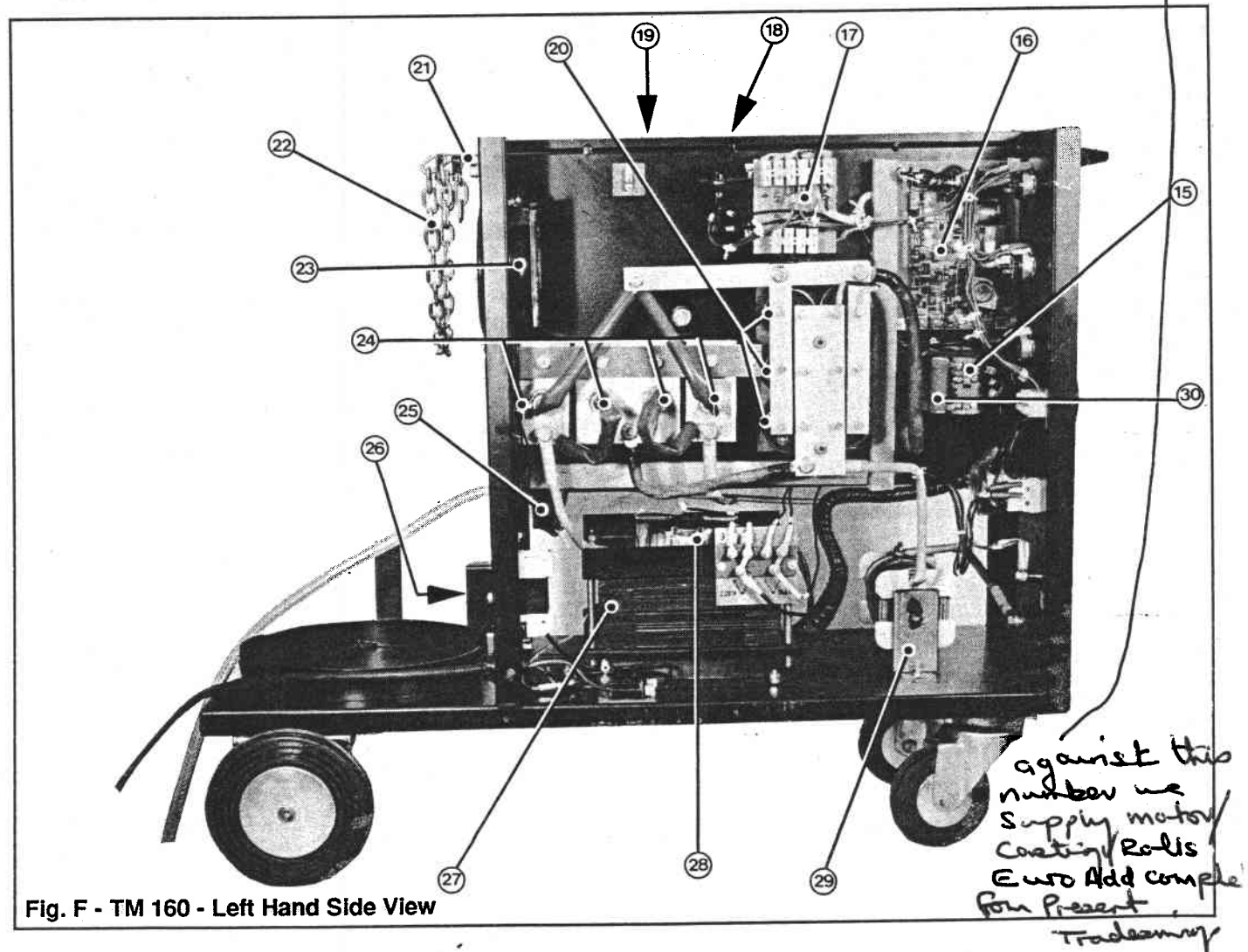


Fig. F - TM 160 - Left Hand Side View




Fig. G - TM 230 - Front View

Item	Pt.No.	Ref.	Description
1	1411441	-	Castor Assembly
2	1404314	SK2	Dinse Socket - Note 2
3	1411458	S1	ON/OFF Switch
4	1411443	-	Wheel Assembly
5	1412246	-	Side Panel Left - Note 1
6	1411472	RV1	Wire Feed Potentiometer
7 & 8	1411474	RV2/3	Potentiometer/Switch
9	1411473	-	Handle
10	1412247	-	Side Panel Right Upper - Note 1
11	1411466	SK1	Central Adaptor
12	1411481	-	Side Panel Right Lower - Note 1
13	1411460	S2	6 Position Switch
14	1411446	-	Body Without Wheels - Note 1

Note 1: Please note that these items must be ordered on a Special Order Form and may be on extended delivery.

Note 2: Plug - Pt.No. 1380444, for item 2 on TM160, 230 & 240, and item 14 on TM 130S




Fig. J. - Wire Feed Mechanism

Item	Pt.No.	Ref.	Description
15	1411456	MC1/4	Main Contactor - Note 1
16	1411455	PCB	Printed Circuit Board
17	1411454	TR2	Auxiliary Transformer - Note 1
18	015777	-	Fuse Holder - 20mm
-	1411486	FS3	Fuse 3.15A - 20mm (Pk.of 10)
-	016151	-	Fuse Holder - 30mm
-	1411488	FS1&2	Fuse 1A-30mm (Pk.of10)
19	1411467	-	Reel Hub Assembly
20	1411463	D1-6	Rectifier Diode SKM 130-02
21	1412480	-	Cylinder Support Bracket
22	1412481	-	Chain
23	1411477	F	Fan
24	1411464	GSV	Gas Valve
25	1411476	CB1,2&3	Circuit Breaker 20A
26	1411449	TR1	Main Transformer - Note 1
27	1411465	TH1	Thermostat
28	1411450	L1	Reactor Choke - Note 1
29	1411468	M	Wire Feed Motor Only
30	1411500	-	Inlet Guide
31	1411539	-	Guide Tube Liner
32	1411469	-	Feed Roll Block
33	1411470	-	Feed Roll 0.6-0.8
-	1411471	-	Feed Roll 0.8-1.0
-	1411489	-	Feed Roll 1.0-1.2S
34	1408699	-	Shroud
35	1411478	-	Pressure Roll

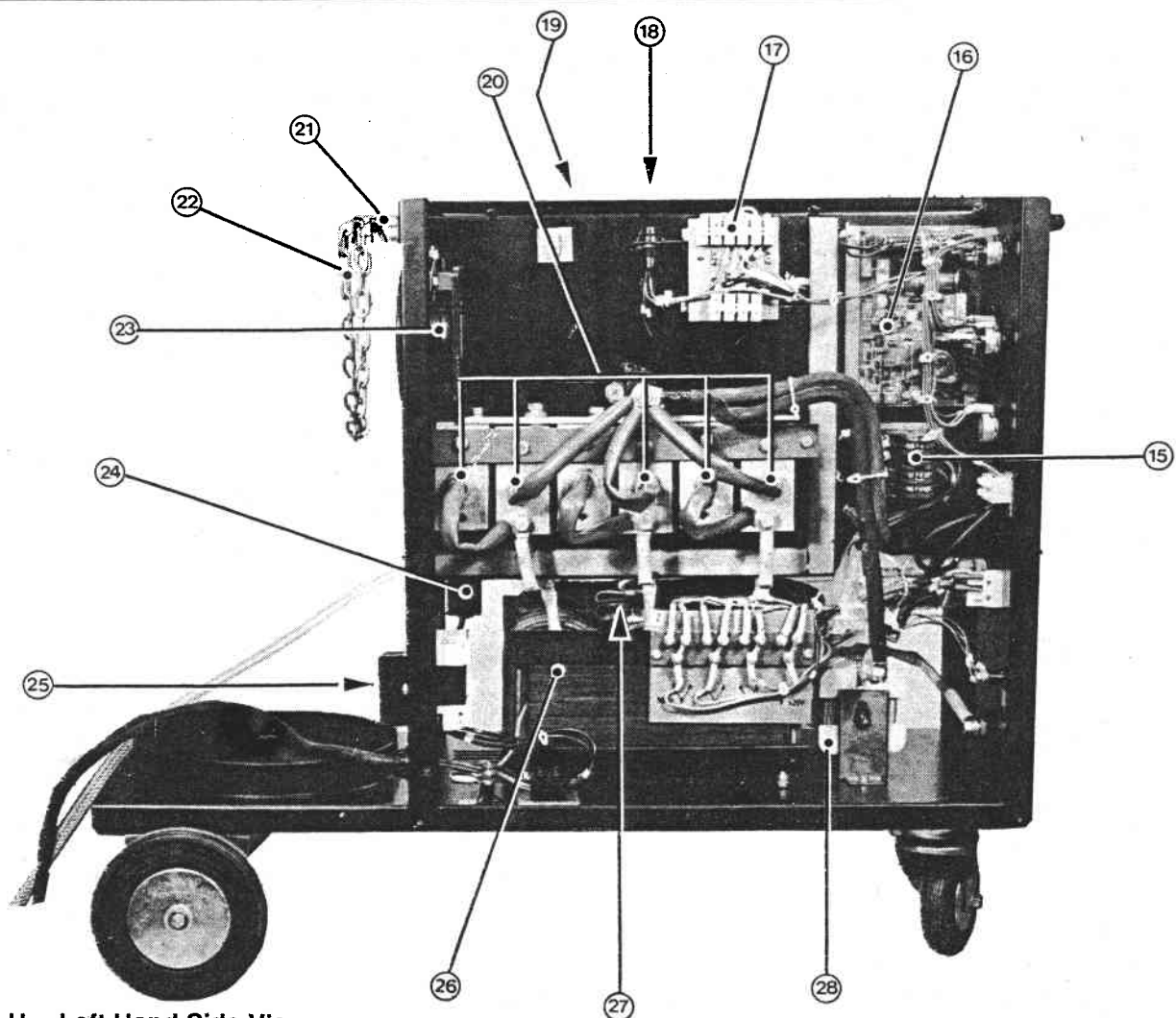


Fig. H. - Left Hand Side View




Fig. K - TM 240 - Front View

Item	Pt.No.	Ref.	Description
1	1411441	-	Castor Assembly
2	1404314	SK2	Dinse Socket - Note 2
3	1411458	S1	ON/OFF Switch
4	1411443	-	Wheel Assembly
5	1412243	-	Side Panel Left - Note 1
6	1411472	RV1	Wire Feed Potentiometer
7 & 8	1411474	RV2/3	Potentiometer/Switch
9	1411473	-	Handle
10	1412244	-	Side Panel Right Upper - Note 1
11	1411466	SK1	Central Adaptor
12	1411481	-	Side Panel Right Lower - Note 1
13	1411459	S2	6 Position Switch
14	1412245	-	Body Without Wheels - Note 1

Note 1: Please note that these items must be ordered on a Special Order Form and may be on extended delivery

Note 2: Plug - Pt.No. 1380444, for item 2 on TM160, 230 & 240, and item 14 on TM 130S




Fig. L - TM 240 - Wire Feed Mechanism

Item	Pt.No.	Ref.	Description
15	1411456	MC1/4	Main Contactor
16	1411455	PCB	Printed Circuit Board
17	1411484	TR2	Auxiliary Transformer
18	015777	-	Fuse Holder - 20mm
-	1411485	FS1	Fuse 1A-20mm (Pk.of10)
-	1411486	FS2	Fuse 3.15A-20mm (Pk.of10)
19	1411467	-	Reel Hub Assembly
20	1411461	C1-6	Capacitor 10,000mfd
21	1412480	-	Cylinder Support Bracket
22	1412481	-	Chain
23	1411477	F	Fan
24	1412251	D1-4	Rectifier Diode
25	1411464	GSV	Gas Valve
26	1412294	CB1	Circuit Breaker 35A
27	1412242	TR1	Main Transformer - Note 1
28	1411465	TH1	Thermostat
29	1412248	L1	Reactor Choke - Note 1
30	1411487	R1	Resistor 15ohm 20W
31	1411468	M	Wire Feed Motor Only
32	1411478	-	Pressure Roll
33	1408699	-	Shroud
34	1411470	-	Feed Roll 0.6-0.8
-	1411471	-	Feed Roll 0.8-1.0
-	1411489	-	Feed Roll 1.0-1.2S
35	1411469	-	Feed Roll Block
36	1411539	-	Guide Tube Liner
37	1411500	-	Inlet Guide

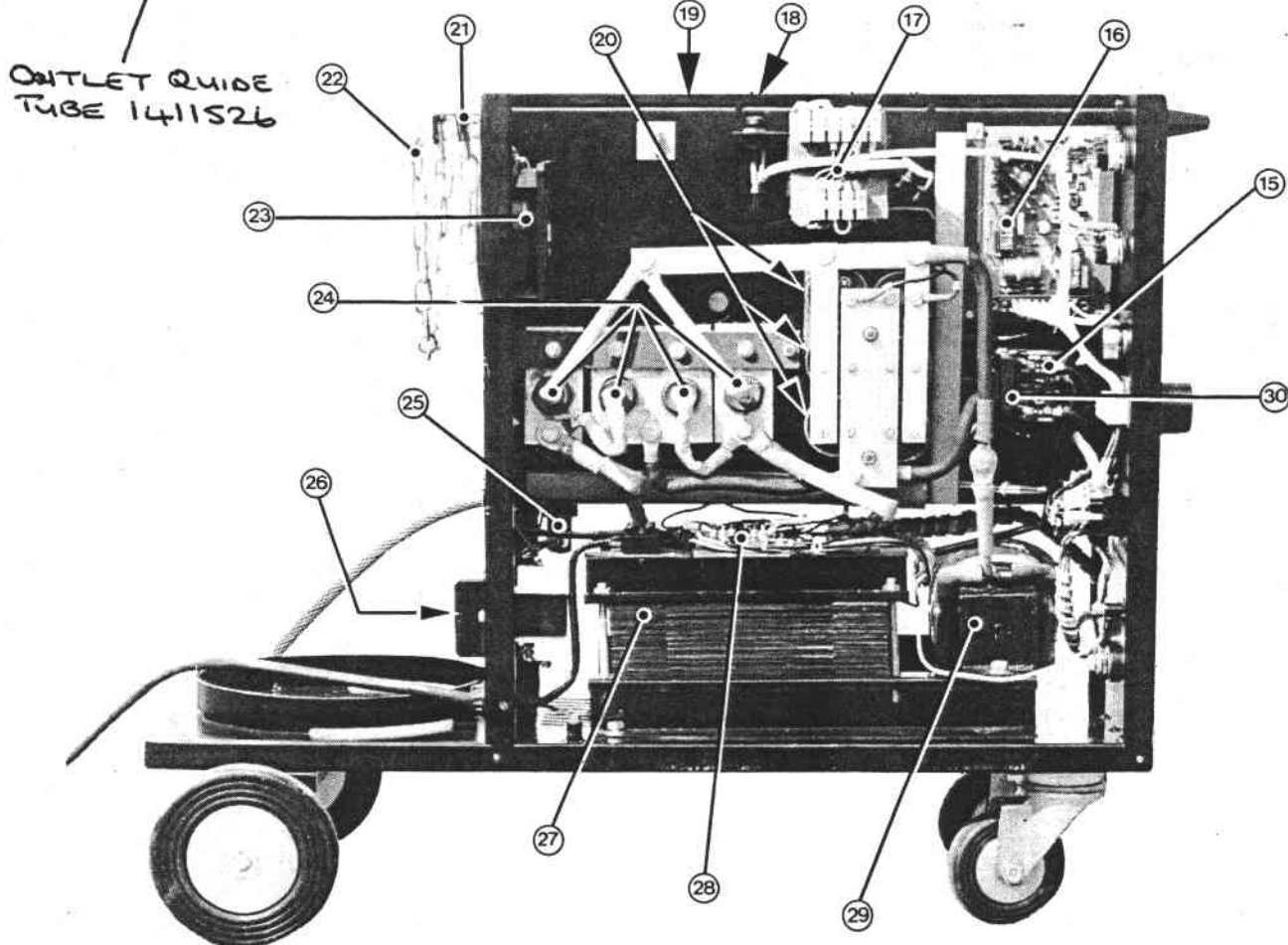


Fig. M. TM 240 - Left Hand Side View





Optional Extras

Torch Consumables - Common Parts

Tips		MXA 15	MXA 20	MXA 25	MXA 40	MXAP 40	MXA 50	MXW 40	MXW 50	MXW 60	MXWP 60
1408700	0.6	✓	✓	✓	-	-	-	-	-	-	-
1408701	0.8	✓	✓	✓	-	-	-	-	-	-	-
1408703	1.0	x	✓	✓	-	-	-	-	-	-	-
1408704	1.2	x	x	✓	-	-	-	-	-	-	-
1408710	0.8	-	-	-	✓	✓	✓	✓	✓	✓	✓
1408712	1.0	-	-	-	✓	✓	✓	✓	✓	✓	✓
1408713	1.2	-	-	-	✓	✓	✓	✓	✓	✓	✓
1408714	1.6	-	-	-	✓	✓	✓	✓	✓	✓	✓
1408715	2.0	-	-	-	x	x	✓	✓	✓	✓	✓
1408716	2.4	-	-	-	x	x	x	x	x	✓	✓
1408717	3.2	-	-	-	x	x	x	x	x	x	✓
1410780	1.0C.C.	-	-	-	✓	✓	✓	✓	✓	✓	✓
1410782	1.2C.C.	-	-	-	✓	✓	✓	✓	✓	✓	✓
1410784	1.6C.C.	-	-	-	✓	✓	✓	✓	✓	✓	✓
Nozzles											
1408600	Dip	✓	✓	-	-	-	-	-	-	-	-
1408601	Spot	✓	✓	-	-	-	-	-	-	-	-
1408602	Dip	-	-	✓	-	-	-	-	-	-	-
1411350	Recess Hd.	-	-	✓	-	-	-	-	-	-	-
1408603	Spot	-	-	✓	-	-	-	-	-	-	-
1408604	Recess -	-	-	✓	-	-	-	-	-	-	-
1408605	Dip	-	-	-	✓	✓	-	✓	✓	-	-
1406336	Recess Hd.	-	-	-	✓	✓	-	✓	✓	-	-
1408606	Spot	-	-	-	✓	✓	-	✓	✓	-	-
1408607	Recess	-	-	-	-	-	✓	-	-	✓	✓
1408608	Spot	-	-	-	-	-	✓	-	-	✓	✓
Liners											
1412530	0.6/0.8H 3m	✓	✓	✓	-	-	-	-	-	-	-
1412531	0.6/0.8H 4m/4.5m	x	✓	✓	-	-	-	-	-	-	-
1412532	0.8/1.2H 3m	x	✓	✓	-	-	-	-	-	-	-
1412533	0.8/1.2H 4m/4.5m	x	✓	✓	-	-	-	-	-	-	-
1412534	0.8/1.2H,T 3m	-	-	-	✓	✓	✓	✓	✓	✓	✓
1412535	0.8/1.2H,T 4m/4.5m	-	-	-	✓	✓	✓	✓	✓	✓	✓
1412536	1.4/2.0H,T 3m	-	-	-	✓	✓	✓	✓	✓	✓	✓
1412537	1.4/2.0H,T 4.5m	-	-	-	✓	✓	✓	✓	✓	✓	✓
1412538	2.4/3.2H,T 3m	-	-	-	x	x	x	x	x	x	✓
1412539	2.4/3.2H,T 4m/4.5m	-	-	-	x	x	x	x	x	x	✓
1412541	1.0/1.2S 3.4 & 4.5m	-	x	✓	✓	✓	✓	✓	✓	✓	✓
1412543	1.2/1.6S 3.4 & 4.5m	-	-	-	✓	✓	✓	✓	✓	✓	✓

Key:

- ✓ Recommended
- x Will fit torch but Not recommended
- No Fitting
- C.C. Chrome Copper
- H Hard
- S Soft
- T Tubular

Liner Identification Colour Code:

- Black 0.6-0.8mm
- Blue 0.8-1.2mm
- Red 1.4-2.0mm
- Yellow 2.4-3.2mm

MUREX

